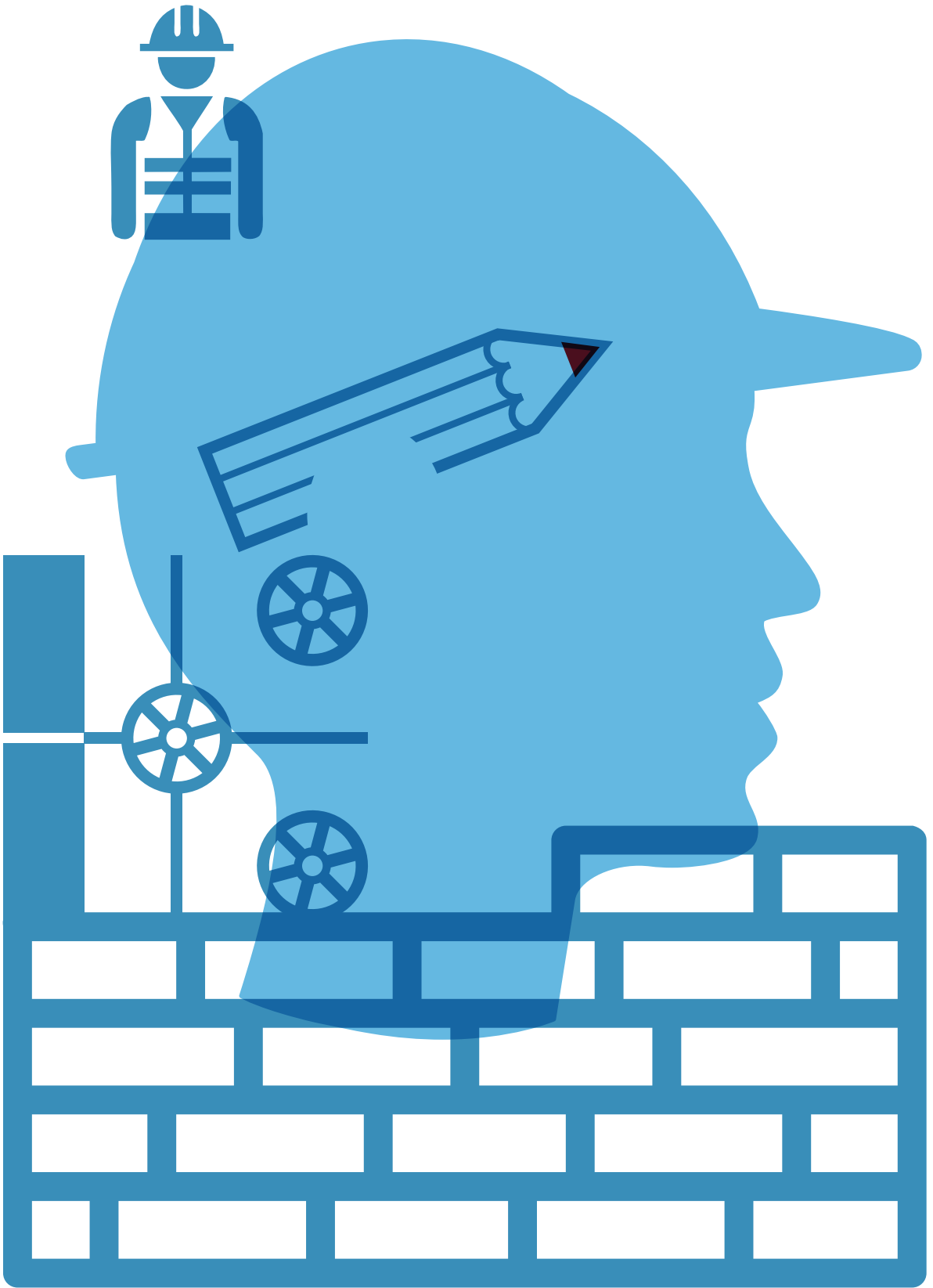



SYSTEM SOLUTIONS

Rail Fix System

The Innovative Choice for Modern Construction






System Overview

Developed specifically to cater for modern methods of construction, Wetherby's Rail Fix system is widely specified for a variety of new build projects across domestic, education and commercial sectors.

Designed to work with steel, timber frame and SIPS construction methods, our rail fix system incorporates a minimum 15mm cavity between the structure and external cladding. The system has been developed in line with NHBC and many other building insurers guidelines.

Offering architects, specifiers and end clients flexibility, the system is available with a choice of insulants, or a render carrier board to minimise the buildings footprint. A range of innovative finishes can be applied to enable any design aspiration to be met.






Rail Fix System

Our Rail Fix System has the ability to be designed to incorporate a cavity using metal rails. Placed behind the insulation or render carrier board, the cavity allows drainage and ensures that the sheathing board and building frame remain dry and structurally sound, protecting the internal building from any potential water ingress and weather damage.

Offering a simple installation process, cavity rails are fixed to the sheathing board, with the selected insulation, or render carrier board, installed directly to the rails. A reinforcing basecoat is applied to the board to improve strength, before an anti crack alkali resistant mesh is embedded into the basecoat. The system is then finished with, any of our thin coat renders or clay brick slips.

Drainage deflector beads and fire breaks are also incorporated into the design, with a heavy-duty rail available for high rise projects.

Our BBA approved Rail Fix systems are available with a variety of cavity widths and various insulation thicknesses to allow considerably low U-values to be achieved. Offering reassurance to end users, our Rail Fix system is compliant with Premier, NHBC, LABC and TRADA requirements and has also passed the BRE 135 Fire Testing for Steel Frame construction with Enhanced EPS Insulation.




REFURBISHMENT

Our Rail Fix system is also often used on timber and steel frame refurbishment projects, such as non-traditional builds, BISF and Swedish timber frame projects. Once our Rail Fix system is installed, it creates a protective cavity between the existing cladding and the new render carrier finish.

DIRECT FIX

Direct fix systems may also be appropriate for many timber frame, steel frame or SIPs projects, depending on location, client requirements and or project insurers.





Render Carrier Board

Many new build construction techniques are now able to meet required thermal values, using SIPs or insulated steel / timber frame systems, meaning a render carrier board is an ideal solution where U-values are already achieved in the building structure.



Wetherby Render Carrier Board is a high quality class A1 non-combustible board, which has been specifically designed for direct render applications. Typically specified for use on timber frame and steel frame structures, our Render Carrier Board can be mechanically fixed directly to either timber battens or Wetherby's cavity rails.


Using our render carrier board reduces wall thickness which will ultimately minimise the buildings footprint.


Offering ultimate flexibility for architects and end clients, our render carrier board is suitable for a wide range of unrivalled Wetherby finishes, including any of our thin coat finishes and clay brick slips. Whether designers are looking to create a bright, bold contemporary façade or replicate brick or stone blockwork, our extensive range of render colours and textures provide limitless opportunities allowing any design aspiration to be achieved.

Our rail fix system is suitable with a variety of finish options:




- ✓ Silicone / Acrylic
- ✓ Stone Render
- ✓ Mineral Render
- ✓ Clay Brick Slips








Insulants



Thermal Performance and U values


Insulation	Thickness (mm)	K Value
EPS	20-400mm+	0.038 W/mK
Enhanced EPS	20-400mm+	0.032 W/mK
Stone Wool	30-270mm+	0.036 W/mK
Phenolic	20-120mm+	0.020 W/mK*

*Insulants less than 50mm may have different thermal values.



More detailed information
on our insulation materials
can be found on our website
at wbs-ltd.co.uk





Approvals & Certifications



BBA Accredited System



Full members of the National Insulation Association



INCA System Designer

Insulated Window and Cladding Association



Wetherby Building Systems Ltd are certified to Quality Standard ISO-9001, Environmental Standard ISO-14001, and Occupational Health & Safety Management Standard BS OHSAS 18001 (Certificate No. 16512)



Kiwa Accredited System







Head Office

Wetherby Building Systems Limited
1 Kid Glove Road
Golborne Enterprise Park
Golborne
Greater Manchester
WA3 3GS

Technical Support: 0800 107 32 99
Samples: 0800 107 32 88
wbs-ltd.co.uk



Glasgow

62 Hydepark Street
Glasgow
Lanarkshire
G3 8BW
Tel: 0141 221 8115

Bridgend

Unit 17A
Brynmenyn Industrial Estate
Millers Avenue
Bridgend
CF32 9TD
Tel: 01656 720 422